

DentiMax

DentiMax software



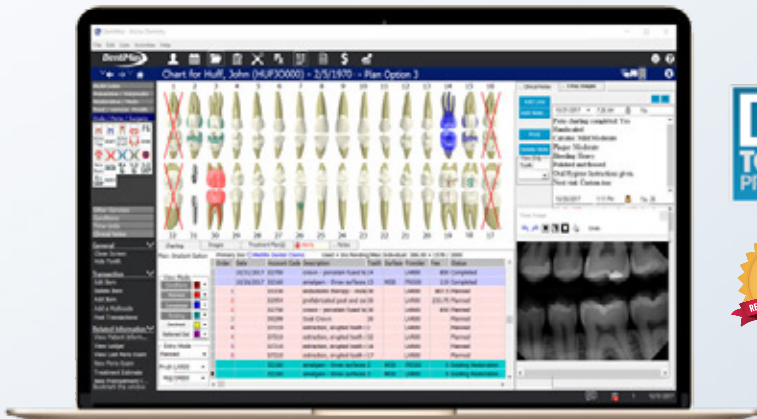
Do-It-All Dental Software

About DentiMax

DentiMax Practice Management Software is a comprehensive solution designed to optimize dental practice operations and enhance patient care.

It features powerful scheduling, billing & patient management tools, as well as advanced clinical charting and detailed reporting capabilities.

With DentiMax, dental practices can provide exceptional care while improving efficiency and adhering to industry standards.



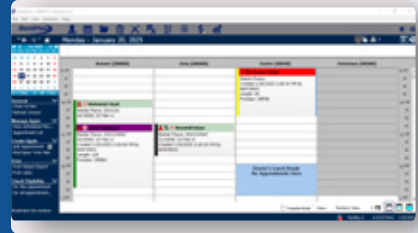
Module List



Module List

Patient Administration Module

- Patient Scheduling.
- Patient Registration.
- Insurance Management.
- Automated Reminders By Sms and Email Appointment Reminders.
- Patient Self-Registration: Allow Patients To Quickly Complete Their Information Using A Tablet Pc.



Clinical Module

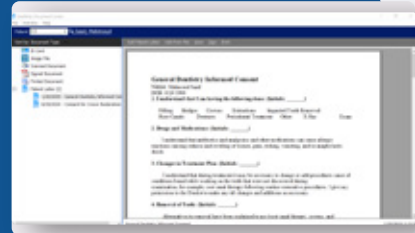
- Graphical Dental Chart with Integrated X-ray Viewing.
- Clinical Notes: Add notes using customizable templates.
- Standardized Coding Systems: Utilize CDT, CDA, and ICD-10 coding systems.
- Patient Alerts: Receive alerts for allergies, medical conditions, and drug interactions.
- Treatment Plans.
- Digital Signatures.



Module List

Document Center

- Mail Merge.
- Digital Signatures.
- Document Scanning.
- Centralized Document Management.



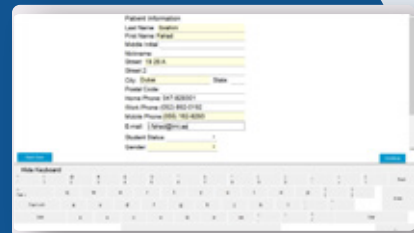
Claims Manager

- Claim Workflows.
- Claims Reporting.
- Electronic Remittance Advice (ERA).



Internal Messaging

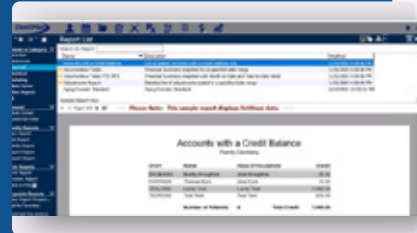
- Secure Communication.
- Private Messaging.



Module List

Reports Module

- Detailed Reports: Generate statistical and analytical reports to understand clinic trends and performance.
- KPI Productivity Reports.
- Marketing Reports.
- Custom Reports: Modify or create unique reports to meet specific needs.



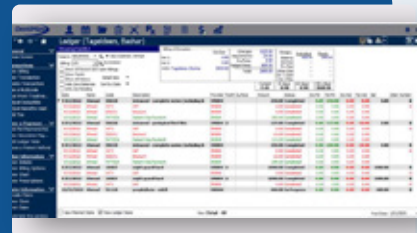
The screenshot displays a software window titled 'Report List'. Below the title bar, there's a search bar and a list of reports. The 'Accounts with a Credit Balance' report is selected. The report preview shows a table with columns: 'Chart', 'Name', 'Period of Observation', and 'Amount'. The data is as follows:

Chart	Name	Period of Observation	Amount
00000000	Dr. J. J. J.	2018-01-01 to 2018-12-31	10000
00000000	Dr. J. J. J.	2018-01-01 to 2018-12-31	10000
00000000	Dr. J. J. J.	2018-01-01 to 2018-12-31	10000
00000000	Dr. J. J. J.	2018-01-01 to 2018-12-31	10000
00000000	Dr. J. J. J.	2018-01-01 to 2018-12-31	10000
00000000	Dr. J. J. J.	2018-01-01 to 2018-12-31	10000
00000000	Dr. J. J. J.	2018-01-01 to 2018-12-31	10000
00000000	Dr. J. J. J.	2018-01-01 to 2018-12-31	10000
00000000	Dr. J. J. J.	2018-01-01 to 2018-12-31	10000
00000000	Dr. J. J. J.	2018-01-01 to 2018-12-31	10000

Below the table, there are summary statistics: 'Number of Accounts: 10' and 'Total Amount: 100000'.

Billing & Payments

- Ledger Management.
- Multiple Payment Methods.
- Billing: Handle patient and insurance billing with line-item tracking.
- Printing: Easily print statements, receipts, and reports.



The screenshot displays a software window titled 'Ledger (Accounts, Patient)'. It shows a detailed ledger with multiple columns for accounts, patient information, and financial data. The data is organized into rows, with columns for 'Account', 'Patient', 'Date', 'Description', 'Debit', and 'Credit'. The data is as follows:

Account	Patient	Date	Description	Debit	Credit
00000000	Dr. J. J. J.	2018-01-01	Dr. J. J. J.	10000	
00000000	Dr. J. J. J.	2018-01-01	Dr. J. J. J.	10000	
00000000	Dr. J. J. J.	2018-01-01	Dr. J. J. J.	10000	
00000000	Dr. J. J. J.	2018-01-01	Dr. J. J. J.	10000	
00000000	Dr. J. J. J.	2018-01-01	Dr. J. J. J.	10000	
00000000	Dr. J. J. J.	2018-01-01	Dr. J. J. J.	10000	
00000000	Dr. J. J. J.	2018-01-01	Dr. J. J. J.	10000	
00000000	Dr. J. J. J.	2018-01-01	Dr. J. J. J.	10000	
00000000	Dr. J. J. J.	2018-01-01	Dr. J. J. J.	10000	
00000000	Dr. J. J. J.	2018-01-01	Dr. J. J. J.	10000	

Compliance & Integration

- System integration with international, regional and local (HIE) requirements e.g. NPHIES.
- Compliance with interoperability requirements for computerized medical record systems.
- Management of digital health insurance claims processing.
- International and regional patient privacy standards.
- Compliance with healthcare quality requirements.
- Successful integration stories with Intersystem.
- Information security standards.



Why DentiMax?

The software was introduced into Middle East market around 2006 and has been implemented widely within the region for thousands of users within Dental practices, the software has proven its capability to adapt with the rapid changes in this market and meet acceptance of users as most user-friendly interface for dentistry staff including backend and front office.

ArabiaTek introducing Dentimax products fully integrated and adopted to the regional requirements including:

- ERA (electronic remittance advice direct posting).
- Automated SMS appointment reminders.
- Capturing information from smart ID cards.
- Computerized Telephony Interface showing who is calling and needed details like coming appointments balance & assigned provider.
- Local support by long years experienced team with multilingual and clinical background combined with IT experience.



DentiMax In Saudi Arabia

Cloud based DentiMax for the first time in the kingdom of Saudi Arabia On SaaS model

Local Support

ArabiaTek provides local support for customers in the Kingdom of Saudi Arabia through experienced software and application specialists in various fields including, medicine, nursing, biotechnology, pharmacy, and accounting, etc.

We engage them in intensive, certified training courses based on various standards and technologies.

الدعم المحلي

تقدم ArabiaTek الدعم المحلي للعملاء في المملكة العربية السعودية من خلال أخصائيي برامج و تطبيقات ذوي خبرات سابقة في العديد من المجالات كالطب، الطب الحيوي، الصيدلة، المحاسبة وغيرها وإشراكهم في دورات تدريبية مكثفة ومعتمدة على مختلف المعايير والتقنيات.

لقد طورنا منهجياتنا التدريبية بالتكنولوجيا والأدوات والمواد المصممة خصيصا بما في ذلك اللغة المناسبة و سير العمل الخاص بالموقع والتدريب المناسب للموارد البشرية المناسبة لإحتياجات العمل.


Contact us:

✉ Sales@arabiatek.com

☎ +966 11 2030 879

🌐 www.arabiatek.com

📍 Prince Mohammed Saad
Abdulaziz Road 2720
Aqeeq District - Riyadh -
Saudi Arabia



Visit Our Website

